

# AQUA plate



## Kit Contents:

- 1x AQUAplate Circle
- 1x PotSock Round
- 5x Mesh Pots
- 5x Neoprene Collars
- 5x Foam Discs



**Strong, healthy  
plants on a plate!**

- Grow free from substrate
- Direct root access to nutrient rich water
- Adapt your AutoPot Watering System for aero/hydroponic growing

## Circle Kit



Includes a PotSock Round for superior root control




5 060151 870629 >

1



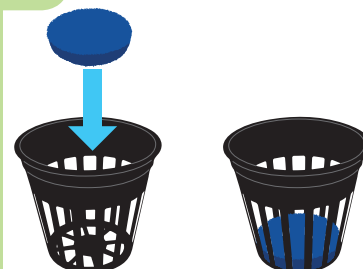
Assemble and connect your reservoir, tray and AQUAvalve (supplied separately).

2



Fill your reservoir (supplied separately). Do not switch on.

3



Seat blue foam pad in the base of the mesh pot

4




Slot your plant into the black neoprene collar.

5a



5b



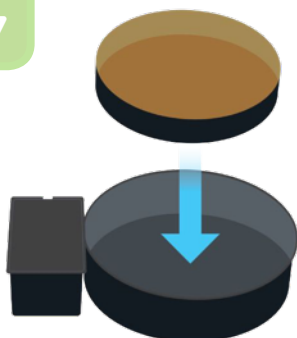
Fit black neoprene collar into mesh pot. Rooted plant plugs may also be used

6



Place the mesh pot in the AQUAplate

7



Position tray so it is level. Insert PotSock, gold face up

8



Place the AQUAplate in your tray

9



Turn on your system

## Tip 1

We recommend a target water temperature of 64-68°F / 18-20°C

## Tip 2

Plants grown without substrate need lower doses of nutrient. Start at half strength and gradually increase.

## Tip 3

Add an Airstone to the tray for even greater growth acceleration!